



DOMINO**BEAM**

Product Guide

'Changing the way
you work'

40 years of manufacturing
excellence in the UK and we are renowned for
our commitment to efficiency, quality and the
environment. We offer industry leading timescales,
with around 50,000 items available from stock,
delivered using our own fleet of vehicles.

Finding Your Furniture Solution

Our furniture ranges are designed with the precision and accuracy that our customers have come to expect from us. Our unrivalled tailored solutions service, offers furniture pieces specifically designed to meet your individual requirements.

10 Year Guarantee

Every product we manufacture undergoes rigorous quality checks throughout the production process. We are so confident that our furniture is manufactured to the highest possible standard every stocked range is covered by a 10-year guarantee.

Plan your room

Our team will work closely with you from initial concept to final visualisation resulting in well presented carefully thought out office solutions. We use the latest design technology to create 2D and 3D space plans.



UK manufacturer






DOMINO**BEAM**

DOMINO**BEAM** is a complete cable managed solution. The contemporary design uses a fixed top and shared leg frame, offering maximum flexibility and space efficient desking for the modern office.

Complementary storage, meeting tables, screens and accessories are also available.

Desk Shapes



Specification
25mm desk top made from Grade E1 melamine faced high density particle board and a 3mm edging.

Wood Finishes
Beech, Light Oak, Maple, Cherry, White, Walnut and Birch.

Metal Work
Silver as standard, White available upon request.

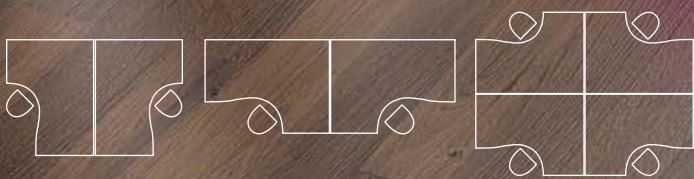
Right:
Rectangular, White:
Featured are rows of Rectangular Beam desks in White, configured back to back with White metal work.





Crescent Desk

Complementing desk shapes can be added to increase workspace and elongate elegant curves. A desk high pedestal can be added to create personal storage.



Above:
Crescent, Wave & Table, White:
Crescent and Wave desks combined, featured in White with White metal work and matching 3 drawer desk high pedestal. In addition a 2400mm Beam table is also featured in White with a White metal work.

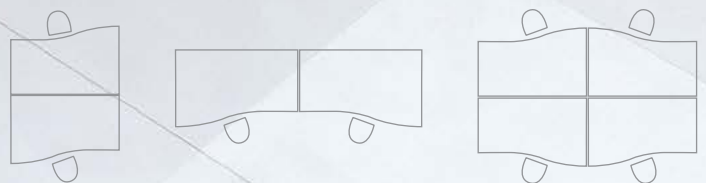






Wave Desk

The flexibility of the Beam design allows for alternative uses such as reception areas as well as group working environments. See page 17 for further configuration ideas.



Above:
Wave, Walnut:
Featuring a set of two Wave Beam desks in Walnut with Silver metal work.



Above:
Crescent, Walnut:

Featured is the Crescent desk arranged in a group of 4 in Walnut with Silver metal work. Mobile pedestals are positioned under the desk in Walnut with White drawer fronts (available via Tailored Solutions).





Desks, Pedestals & Tables

DOMINO**BEAM** offers a choice of 3 desk shapes featuring the stylish cable managed beam frame, 2 silver effect cable ports and a choice of 7 attractive wood finishes. A range of complementing pedestals, tables, screens and accessories are also available.



Beech

Light Oak

Maple

Cherry

Birch

White

Walnut

Silver Metal

White Metal*

* White metalwork is available on a 3-4 week lead time.



Desk Size	Crescent	Wave	Rectangular	Crescent Plus 1	Wave Plus 1	Rectangular Plus 1
1200mm		•	•		•	•
1400mm	•	•	•	•	•	•
1600mm	•	•	•	•	•	•
1800mm	•	•	•	•	•	•



Pedestal Size	Wooden Desk High	Wooden Mobile	Steel Narrow Mobile	Steel Mobile
570 Deep				
3 Drawer			•	•
600 Deep				
2 Drawer		•		
3 Drawer	•	•		
4 Drawer	•			
800 Deep				
3 Drawer	•			
4 Drawer	•			



Table Size	
1800mm	•
2400mm	•

Desk Screens

Screens

Where privacy is needed, we offer a choice of screen designs. All screens are 400mm in height to enable the addition of accessories such as screen mounted monitor arms to fit the executive toolrail screen. All screens come with a 5 year guarantee.




Screens Size	Standard	Executive	Perspex
1200mm	•	○	○
1400mm	•	○	○
1600mm	•	○	○
1800mm	•	○	○

○ Available upon request.


Standard Screens

Available in a choice of 5 fabric colours as standard with many other fabric options available upon request.



Executive Screens

Our executive screens come with a stylish silver toolrail and are made to order with a 3-4 week lead time. Available in a wide variety of fabric choices some of which are displayed below.



Perspex Screens

Available in a choice of 3 colours; Frosted White, Green or Blue, alternative options are available upon request, please ask for further details.

Right:
Wave, Birch:
Featured is a set of 4 Wave Beam desks in Birch with Silver metal work. Executive screens with toolrail are featured with a Silver frame, Diablo fabric and style monitor arms.



Accessories

Data Management

A range of data management accessories which are designed to add the finishing touch to your office.



Style Monitor Arm
552



Keyboard



CPU Holder

Data Management		
Style Monitor Arm 552	Designed to hold a single monitor, suitable for screen toolrail mounting only, fits a monitor up to 24"/24"w. Maximum desk thickness 70mm.	Silver
Keyboard	Offering the ability to type on your iPhone and PC, one-click to switch between iPhone and PC. No batteries required.	Silver with Black keys
CPU Holder	CPU Holder 190x420mm, mounts to underside of desk top. Fits a CPU between 50-210mm wide x 320-500mm high.	Silver

Accessories

DOMINO **BEAM** is designed to offer you a complete cable managed solution, we also offer a range of accessories to further complement the range.



Cable Trunking



Mains Cable



Cable Connector



Gang Socket

Desk Accessories		
Cable Trunking	2 x 2.5 metre lengths	Black
Mains Cable	3 metre / 5 metre / 7 metre	Black
Connector Cable	0.5 metre / 1 metre	Black
Gang Socket	2 socket with switches, 3 and 4 socket without switches	Black



Pen Tray



Bow Handle



Mosaic Handle



Matrix Handle



Oval Handle

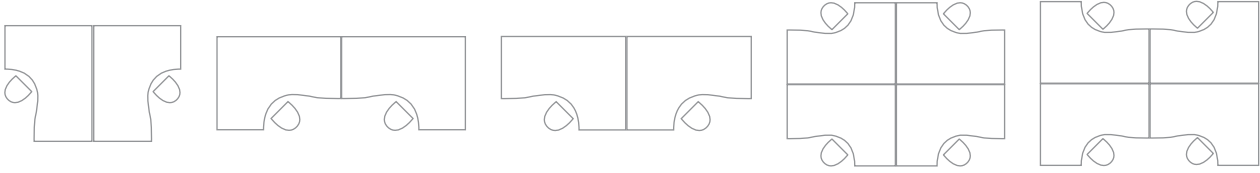


Bar Handle

Pedestal Accessories		
Pen Tray	Single adjustable pen tray	Black
Mobile Conversion Kit	Converts desk high pedestals to mobile	-
Handles	Packs of 10: Bow / Mosaic / Matrix / Oval / Bar	Silver

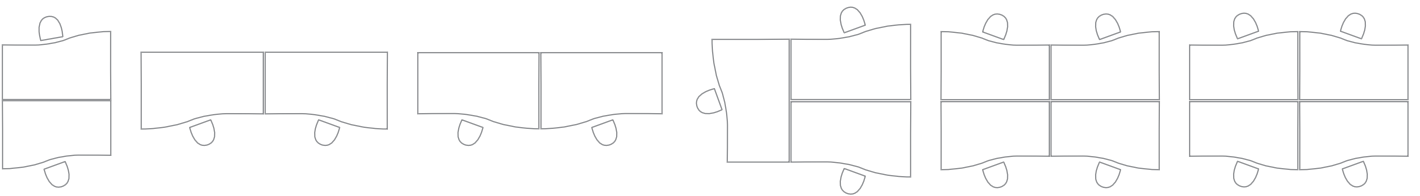
Crescent Desk

Page 7, 10 & 11



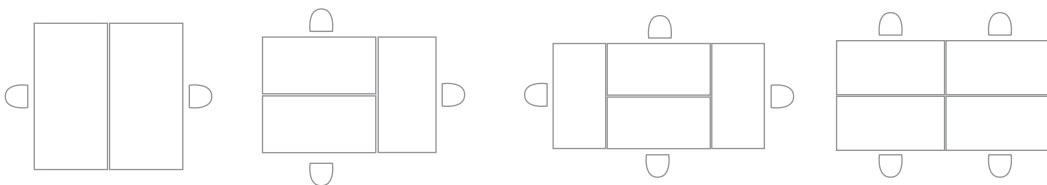
Wave Desk

Page 8 & 9

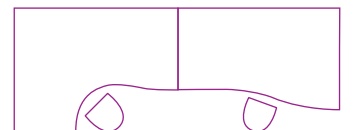


Rectangular Desk

Page 3 & 5



'Try combining desk shapes to create additional workspace.'





SOS Office Supplies Ltd
41-44 Witham Road
Hull
HU9 1BY

t. +44 (0)1482 223792
f. +44 (0)1482 216605

sales@sos-officesupplies.co.uk
www.sos-officesupplies.co.uk

DMBRO.2013.SEP

E&OE September 2013

Images featured within this brochure are for illustrative purposes and appearances may vary from those shown. Due to our on going initiatives, Lee & Plumptre reserve the right to change, modify or delete products at any time without notification.