



IMPERIAL OFFICE FURNITURE

TABLES

■ INTRODUCTION

Tables are an essential part of any office, boardroom or breakout area. Our table range offering is sure to cover any requirements you may have. With a choice of 7 under frames, in various trim finishes and our 17 MFC board colours.

At Imperial we pride ourselves in manufacturing quality office furniture.



TABLES

SQUARE PILLAR BASE



The boardroom table is the focal point in any office environment.

CIRCULAR PILLAR BASE



SIRIUS 'I' FRAME LEG



PANEL END



QUDOS 'I' FRAME LEG



EFFEX R8 'I' FRAME LEG



ARROW HEAD BASE

MEETING & BREAKOUT



From Boardroom to Meeting & Breakout, choose from 7 underframe options in various trim finishes.



Breakout tables can be combined with soft seating to create relaxed working and touch down areas.



Form sofas from the Fresh Collection are available in various shapes and sizes and can be configured to suit your requirements.

ESCAPE TABLES



Escape Benches are a versatile range of breakout furniture. From Panel End dining height to Hoop Leg poseur height there is a wide range of sizes to suit your breakout area.



FINISHES

BOARD FINISHES

All products are manufactured using 18 & 25mm thick Melamine Faced Chipboard (MFC) sourced from across the world for optimum quality. An impressive Selection of 17 board finishes and 21 backboard finishes are available.

Colours storage is available with a choice of 17 board finishes for fascias and doors.

All desking, storage & pedestal tops are finished with 2mm PVC heavy duty edging tape.



(AN)
Anthracite



(N)
Walnut



(DN)
Dijon Walnut



(SC)
Santiago Cherry



(CO)
Calva Oak



(LO)
Light Oak



(B)
Beech



(SO)
Stone Oak




(VO)
Verade Oak




(CM)
Canadian Maple




(JA)
Japanese Ash



(BL)
Black




(S)
Silver




(G)
Grey



(W)
White




(M)
Mocha



(ST)
Slate


TRIM FINISHES




(BL)
Black RAL 9017



(Q)
Qudos Graphite Grey RAL 7024



(G)
Grey RAL 7012



(S)
Silver RAL 9006

All metalwork is epoxy powder coated with a choice of up to 5 finishes as standard.



(W)
White RAL 9016

TABLE SHAPES



Rectangular
Boardroom Table
900-1200
Deep
1800-3600
Width



Boat Shaped
Boardroom Table
900-1200
Deep
1800-3600
Width



Double 'D' End
Boardroom Table
900-1200
Deep
1800-3600
Width



Circular Meeting
Table
600-1600
Deep
600-1600
Width



Square Meeting
Table
600-1600
Deep
600-1600
Width



