

Adapt II

Commercial desking



About Adapt II

Adapt II offers a new flexible approach to office furniture design. Contemporary styling is combined with modern demands of the working office. Adapt II is focused around a steel under structure that forms the foundation of the range. Optional vertical and horizontal cable management, screens are all supported from the under structure ensuring a stable quality solution. All steel work is available in a choice of Silver or contemporary White with the desk tops available in a choice of three colour finishes. Desk tops are also available in both 600mm and 800mm depths ensuring all possible configurations can be achieved. Adapt II is available from stock for immediate delivery and comes with an 8 year manufacturer's guarantee.

“contemporary styling for modern demands...”



Adapt II Bench desk system



Details & Features



Bench Leg

Steel legs and framework for enhanced strength and stability. Finished in Silver or White.



Mass Cable Riser

Vertical cable management allows cables to rise from the floor via Single Leg and Mass Cable Risers.



Cable Management

25mm desk tops, each has 3 scalloped cut outs to allow easy cable management.



Seating

Our selection of seating can be found in our seating section.

PG 146-193

Finish Options

When ordering add your frame colour and top finish

Colours available - Silver or White frames with Beech, White or Walnut tops. Please add suffix when ordering eg. E168 with White frame and Beech top = E168-WH-B

Silver frame (S)
RAL 9006

White frame (WH)
RAL 9016

Beech (B)

White (WH)

Walnut (W)



Adapt II Commercial desking - Bench desk system

Single Desk

CODE	A	B
E126	1200	600
E146	1400	600
E166	1600	600
E128	1200	800
E148	1400	800
E168	1600	800



Double Desk Configuration

- Two single desks in a side by side
- One central shared leg frame
- 25mm thick tops




CODE	A	B
E246	2400	600
E286	2800	600
E326	3200	600
E248	2400	800
E288	2800	800
E328	3200	800



Triple Desk Configuration

- Three single desks in a side by side
- Two central shared leg frame
- 25mm thick tops

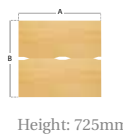


CODE	A	B
E366	3600	600
E426	4200	600
E486	4800	600
E368	3600	800
E428	4200	800
E488	4800	800



Back To Back Desks

- Two desks back to back
- 25mm thick tops

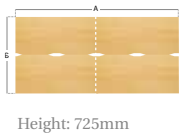


CODE	A	B
E1212	1200	1200
E1412	1400	1200
E1612	1600	1200
E1216	1200	1600
E1416	1400	1600
E1616	1600	1600




Double Back To Back Desks

- Four desks back to back
- Recessed center leg support
- 25mm thick tops

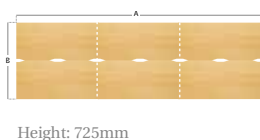


CODE	A	B
E2412	2400	1200
E2812	2800	1200
E3212	3200	1200
E2416	2400	1600
E2816	2800	1600
E3216	3200	1600



Triple Back To Back Desks

- Six desks back to back
- Recessed center leg supports
- 25mm thick tops



CODE	A	B
E3612	3600	1200
E4212	4200	1200
E4812	4800	1200
E3616	3600	1600
E4216	4200	1600
E4816	4800	1600




Adapt II

Configure your layout with a starter unit and any add on unit

Starter Units



• Single starter desk




Height: 725mm

• Back to back starter desk



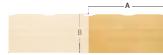
CODE	A	B
E126-SB	1200	600
E146-SB	1400	600
E166-SB	1600	600
E128-SB	1200	800
E148-SB	1400	800
E168-SB	1600	800
E1212-SB	1200	1200
E1412-SB	1400	1200
E1612-SB	1600	1200
E1216-SB	1200	1600
E1416-SB	1400	1600
E1616-SB	1600	1600



Add On Units



• Single add on desk



Height: 725mm

• Back to back add on desk

• Uses recessed centre leg



CODE	A	B
E126-AB	1200	600
E146-AB	1400	600
E166-AB	1600	600
E128-AB	1200	800
E148-AB	1400	800
E168-AB	1600	800
E1212-AB	1200	1200
E1412-AB	1400	1200
E1612-AB	1600	1200
E1216-AB	1200	1600
E1416-AB	1400	1600
E1616-AB	1600	1600



Sample Configurations - Create large desks or mix and match colours and sizes

Each configuration starts with a “starter unit”.


Choose you “starter unit” width, depth and colour, then simply add your “add on” units.

Please note you can't mix 600 with 800 or 1200 with 1600 **DEEP** units.



Adapt II Screens


Straight Fabric Screens




CODE	A	B		
A1200	1200	380		
A1400	1400	380		
A1600	1600	380		

STOCKED MADE TO ORDER

Stocked finish

 BLUE (B)

Made to Order
Bands A&B
See page 122



Frame available in Silver (S) or White(WH).
Please add suffix when ordering eg.
A1200 with Silver frame and Blue fabric = A1200-S-B

Straight Glazed Screens



CODE	A	B		
AG1200	1200	380		
AG1400	1400	380		
AG1600	1600	380		

STOCKED MADE TO ORDER

Stocked finish


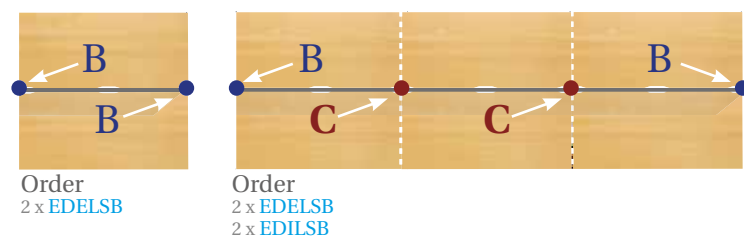
 POLAR WHITE (W)

Made to Order

-  CHILI RED (R)
-  MANDARIN ORANGE (O)
-  ACID GREEN (G)
-  ELECTRIC BLUE (B)

Frame available in Silver (S) or White(WH).
Please add suffix when ordering eg.
AG1200 with White frame and Red glaze = AG1200-WH-R

Screen Brackets



CODE	DESCRIPTION	
B EDELSB	Bracket B, end	
C EDILSB	Bracket C, intermediate	

Bracket available in Silver (S) or White(WH).
Match screen trim colour to bracket colour
Please add suffix when ordering eg.
EDELSB in White = EDELSB-WH

Screen Accessories Pack



CODE	DESCRIPTION	
SCRN-PACK-WH	Pack - White	
SCRN-PACK-S	Pack - Silver	

Pack contains:
Pen holder
A4 paper tray
Phone holder
Name holder

Adapt II Commercial desking - Accessories

Central Drop Down Cable Tray & Bracket



- Shared cable tray
- Sits central to two back to back desks
- Drops down for easy access
- Accepts power & data
- Cables can run between 2 trays
- Slots for cable ties

CODE	DESCRIPTION
ED12DCT	1200mm Central Drop Down Cable Tray & Bracket
ED14DCT	1400mm Central Drop Down Cable Tray & Bracket
ED16DCT	1600mm Central Drop Down Cable Tray & Bracket



Available in Silver (S) or White (WH).
Please add suffix when ordering eg.
[ED12DCT](#) in White = [ED12DCT-WH](#)

Mass Vertical Cable Riser



- Fits between recessed leg support
- Segregated cables
- Easily removable
- Easy access

CODE	DESCRIPTION
EDCR	Mass Cable Riser for Intermediate Bench Leg



Available in Silver (S) or White (WH).
Please add suffix when ordering eg.
[EDCR](#) in White = [EDCR-WH](#)

Single Desk Cable Tray



- Single desk
- Accepts power & data
- Easy access
- Slots for cable ties

CODE	DESCRIPTION
ED12SCT	1200mm Single Desk Cable Tray
ED14SCT	1400mm Single Desk Cable Tray
ED16SCT	1600mm Single Desk Cable Tray



Available in Silver (S) or White (WH).
Please add suffix when ordering eg.
[ED12SCT](#) in White = [ED12SCT-WH](#)

Magnetic Vertical Cable Riser



- Magnetic connection
- Fits all legs
- Easily removable
- Easy access

CODE	DESCRIPTION
EDMCR	Magnetic Cable Riser

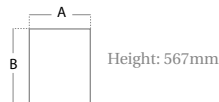


Available in Silver (S) or White (WH).
Please add suffix when ordering eg.
[EDMCR](#) in White = [EDMCR-WH](#)

2 and 3 Drawer Mobile Pedestals



- R2M 1 filing drawer & 1 shallow drawer
- Accepts both A4 & foolscap Files
- Lockable
- Castors
- R3M with 3 shallow drawers
- Lockable
- Castors



CODE	A	B	DRAWERS
R2M	426	600	2 Drawers
R3M	426	600	3 Drawers

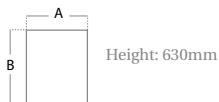


White and Walnut (D)

Slim Line and Tall Mobile Pedestals



- TNMP 3 shallow drawers
- Lockable
- Castors
- TMP 2 shallow and 1 filing drawer
- Accepts both A4 & foolscap Files
- Lockable
- Castors



CODE	A	B	DRAWERS
TNMP	300	600	3 Drawers
TMP	426	600	3 Drawers



White and Walnut (D)

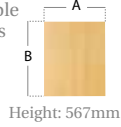
Adapt II Commercial desking - Additional storage

2 and 3 Drawer Mobile Pedestals




- R2M 1 filing drawer & 1 shallow drawer
- Accepts both A4 & foolscap Files
- Lockable
- Castors

- R3M with 3 shallow drawers
- Lockable
- Castors



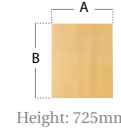
CODE	A	B	DRAWERS
R2M	426	600	2 Drawers
R3M	426	600	3 Drawers




Desk High Pedestal



- 2 shallow and 1 filing drawer
- Accepts both A4 & foolscap files
- Lockable



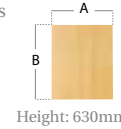
CODE	A	B
R25DH6	426	600
R25DH8	426	800




Slim Line and Tall Mobile Pedestals



- TNMP 3 shallow drawers
- Lockable
- Castors
- TMP 2 shallow and 1 filing drawer
- Accepts both A4 & foolscap Files
- Lockable
- Castors



CODE	A	B	DRAWERS
TNMP	300	600	3 Drawers
TMP	426	600	3 Drawers



Optional handles



CH Handle
Standard

PD Handle

CTR Handle

BH Handle

CODE	DESCRIPTION
CH	Bow handle
PD	Polker Dot handle
CTR	Square handle
BH	Tubular handle

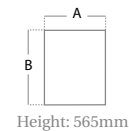
All handles have the same fixings and can be used to replace existing handles to change the look of the office. All handles are metal. 96mm hole centres.

CH Handles supplied as standard on all cupboards excluding SoHo ranges.

3 Drawer Mobile Steel Pedestal



- Fully locking
- Accepts both A4 & foolscap files
- 1 filing and 2 shallow drawers
- With castors
- Ball bearing runners
- 5th castor on drawer front for anti-tilt
- Front castors have brake lock



CODE	A	B
MP3	391	545



Secondary Storage



For a full range of secondary storage see page 96